

# EFFECT OF PROPRIOCEPTIVE TRAINING ON BALANCE IN CANCER PATIENTS WITH CHEMOTHERAPY INDUCED PERIPHERAL NEUROPATHY

Nilesh Andhare \*<sup>1</sup>, Ujwal. L. Yeole <sup>2</sup>, Aditi .S. Malusare <sup>3</sup>.

\*<sup>1</sup> Assistant professor, Tilak Maharashtra Vidyapeeth, Pune, India.

<sup>2</sup> Intern, Tilak Maharashtra Vidyapeeth, Pune, India.

<sup>3</sup> Associate Professor and Principal, Tilak Maharashtra Vidyapeeth, Pune, India.

## ABSTRACT

**Background:** In Cancer patients as there is rising prevalence of chemotherapy-induced peripheral neuropathy (CIPN) have sensory and motor deficits which lead to inappropriate proprioceptive feedback, risk of fall and impaired postural control.

**Aim and Objectives:** To find effect of proprioceptive training on balance in cancer patients with chemotherapy induced peripheral neuropathy.



**Methodology:** 45 participants were selected between the age 41-60 years (mean age 54.03) and informed consent was taken. Pre-intervention BBS, mTNS, and FRT score were calculated. Total 15 sessions of proprioceptive training for 3 weeks was given in which Single limb stance, lunges and base of support exercises. BBS, mTNS and FRT were noted post-treatment.

**Results:** BBS difference for pre-treatment is 37.13 and post is 43.8(p value<0.0001), mTNS difference for pre-treatment is 14.33 and post is 11.13 (p value<0.0001) and FRT difference for pre-treatment is 10.9 and post is 13(p Value<0.0001).

**Conclusion:** In this study we concluded that there is significant effect of proprioceptive training on balance in chemotherapy induced peripheral neuropathy.

**KEY WORDS:** Proprioception, Balance, Cancer, Chemotherapy, Peripheral Neuropathy.

**Address for correspondence:** Dr. Nilesh Andhare, Assistant professor, Tilak Maharashtra Vidyapeeth, Pune, India. E-Mail: [nileshandhare88@gmail.com](mailto:nileshandhare88@gmail.com)

Access this Article online	Journal Information
<b>Quick Response code</b>  DOI: 10.16965/ijpr.2018.196	<b>International Journal of Physiotherapy and Research</b> ISSN (E) 2321-1822   ISSN (P) 2321-8975 <a href="https://www.ijmhr.org/ijpr.html">https://www.ijmhr.org/ijpr.html</a> DOI-Prefix: <a href="https://dx.doi.org/10.16965/ijpr">https://dx.doi.org/10.16965/ijpr</a> 
	Article Information
	Received: 24 Nov 2018 Peer Review: 25 Nov 2018 Revised: None
	Accepted: 10 Jan 2019 Published (O): 11 Feb 2019 Published (P): 11 Feb 2019

## INTRODUCTION

Cancer is a term which is used to describe more than 100 different diseases having common characteristic of the uncontrolled malignant cell growth. The word 'cancer' means crab, which is reflecting its true character of cancer since 'it sticks to the part stubbornly like a crab [1].

Some of the chemotherapy and other drugs which are used to treat cancer can damage

peripheral nerves. This is known as chemotherapy-induced peripheral neuropathy (CIPN). This is a disabling side effect of cancer treatment.

As there is rising prevalence of cancer, many individuals are living with the side effects of cancer and its treatment. One of the possible side effects is chemotherapy-induced peripheral neuropathy (CIPN) [2].

Cancer patients with chemotherapy-induced peripheral neuropathy (CIPN) have sensory and motor deficits leading to inappropriate proprioceptive feedback, impaired postural control and fall risk.

Chemotherapy-induced peripheral neuropathy (CIPN) is the commonest neurological and clinically relevant side effect due to many commonly used chemotherapeutic agents. Moreover, little effort has been done to investigate the potentially beneficial effects of specific exercises to counteract the CIPN symptoms.

A large group of disorders of heterogeneous origin which can manifest themselves with sensory or motor deficits depend on the predominantly affected nerve fiber modality which is encompassed by peripheral neuropathies. It represents a highly prevalent disease group which can be associated with significant disability and poor recovery. Exercise has the potential to improve side effects of PNP.

## MATERIALS AND METHODS

The study conducted was an experimental (pre-post) study. 45 participants were taken, out of which only 30 participants were willing to participate in study. They were scrutinized for inclusion and exclusion criteria and those who met the criteria [age 41-60 years, both genders] were explained the purpose of the study and were included in it. Before implementing the study, the participants were asked to fill a written informed consent. Prior to and after three weeks of intervention, the participants balance and neuropathic symptoms were assessed

**Procedure:** Participants were first demonstrated and then taught the proprioceptive exercises for balance like single limb stance, standing with narrow and wide base of support, side lunges and forward lunges. Whereas the single limb stance and standing with narrow and wide base of support both were performed for 30 sec and 5 repetitions of each were performed and then the balance and neuropathic symptoms were assessed at the end of last session.

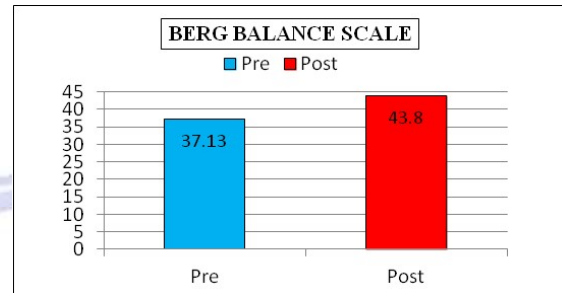
**Data Analysis:** The data was analyzed by using Graph Pad I stat 3.0 version. Mean and Standard deviation were found out as well paired "t" and "p" values were applied to find out the

relationship between pre and post values for BBS, mTNS and FRT

## RESULTS

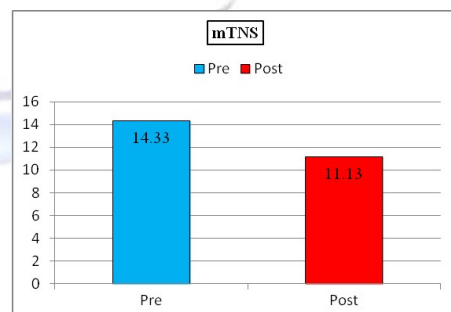
A total of 30 samples were taken out, overall participants showed an extremely significant effect on the Modified Total Neuropathic Score (mTNS) and significant effect on Berg Balance Scale and Functional reach out.

**Graph 1:** Comparison of mean of pre and post Berg Balance Scale (BBS).



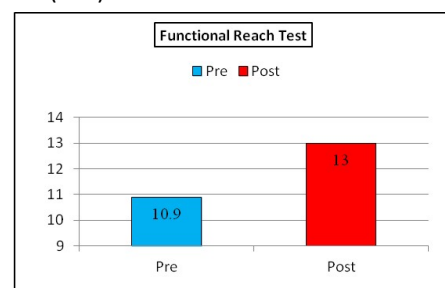
Graph No.1 showed that out of 30 subjects, which were assessed using berg balance scale where the pre-treatment average is 37.13 and post-treatment average is 43.8 with p-value < 0.0001 which is considered extremely significant.

**Graph 2:** Comparison of mean of pre and post Modified Total Neuropathy Score (mTNS)



Graph No.2 showed that out of 30 subjects, which were assessed using modified total neuropathy score pre-treatment the average is 14.33 with P value >0.10 and post-treatment the average is 11.133 with p-value <0.0001 which is considered extremely significant.

**Graph 3:** Comparison of mean of pre and post Functional Reach Test (FRT).



Graph No.3 showed that out of 30 subjects, which were assessed using Functional Reach Test the pre-treatment average is 10.9 and post treatment average is 13 with p-value <0.0001 which is considered as extremely significant.

Hence this experimental study of three weeks gave a result that there are significant effect of proprioceptive balance training on chemotherapy induced peripheral neuropathy.

## DISCUSSION

This study evaluated the effect of proprioceptive balance training on chemotherapy induced peripheral neuropathy. 45 samples were taken for this study between the age group of 41-60 years (mean age 54.03) who have taken at least 6 chemotherapy sessions as in which all type of cancer patients were included according to the inclusion criteria. S Vasquez et.al, studied that Peripheral neuropathy is a common when 3 or more chemotherapy cycles are taken, potentially reversible side-effect of some chemotherapeutic agents. Out of 45 samples 5 subjects were critically ill 4 subjects passed away and 6 subjects discontinued the follow up.

After comparing the pre and post intervention using paired t test for Berg Balance Scale (p value=0.0001), mTNS (p value=0.0001), FRT (p value=0.0001). Cammisuli S. et. al concluded that there was preliminary evidence that intensive rehabilitation based on Visual computerized – feedback balance training shows significant improvement in balance [3].

Visovsky C.et.al, concluded that there was improvement in balance after the strengthening which also showed reduction in neuropathic symptoms among the patient who completed the study [4,5].

Fiona Streckmann. et.al concluded that balance exercise shows highest effect on motor as well as sensory symptoms on all types of peripheral neuropathies. A study focusing on strength or combination of endurance and strength shows a lower impact [2,6].

## CONCLUSION

The study concluded that proprioceptive balance training protocol of 3 weeks had an extremely significant effect on chemotherapy induced

peripheral neuropathy.

## ABBREVIATIONS

**CIPN** – Chemotherapy Induced Peripheral Neuropathy

**PNPs** – Peripheral Neuropathies

**BBS** – Berg Balance Scale

**mTNS** – Modified Total Neuropathy Score

**FRT** – Functional Reach Test

## ACKNOWLEDGEMENTS

We would like to thank the staff and participants.

**Conflicts of interest: None**

## REFERENCES

- [1]. Harsh Mohan, From Textbook of pathology seventh edition, Chapter 7: Neoplasia, page no.184. New Delhi The health science publishers, 2015.
- [2]. F. Streckmann S. Kneis Fernandes J, Kumar S; et.al. Effect of lower limb closed kinematic chain exercises on balance in patients with chemotherapy-induced peripheral neuropathy: a pilot study. International Journal of Rehabilitation Research. 2016;39(4):368–371.
- [3]. Cammisuli S1, Cavazzi E, Baldissarro E, Leandri M; et.al. Rehabilitation of balance disturbances due to chemotherapy-induced peripheral neuropathy: a pilot study. Eur J Phys Rehabil Med. 2016 Aug; 52(4):479-88. Epub 2016 May 31.
- [4]. Visovsky C, Daly B. et.al. Clinical Evaluation and Patterns of Chemotherapy-Induced Peripheral Neuropathy. J Am Acad Nurse Pract. 2004;16(8):353-359. PMID: 15455708
- [5]. Dunlap B, Paice J.A. et.al. Chemotherapy-induced peripheral neuropathy: A need for standardization in measurement. J Support Oncol. 2006;4(8):398-399.
- [6]. Tofthagen; et.al. Results of a Strength and Balance Training Pilot Study for Colorectal Cancer Survivors with Peripheral Neuropathy Caused by Oxaliplatin, Rehabilitation Oncology: 2014;32(4):38–44. OncolNurs Forum. 2012 Sep; 39(5):E416-24. doi: 10.1188/12.ONF.E416-E424.
- [7]. Kathrin May; et.al. Exercise Intervention Studies in Patients with Peripheral Neuropathy: A Systematic Review, 14 June 2014.
- [8]. Harsh Mohan, From Textbook of pathology; seventh edition; Chapter 28 the Nervous System, page no.884-885, New Delhi, The health science publishers, 2015.
- [9]. Visovsky C. et.al. Chemotherapy-induced peripheral neuropathy. Cancer Invest. 2003;21(3):439-45.
- [10]. Duregon F; et.al. Effects of exercise on cancer patients suffering chemotherapy-induced peripheral neuropathy undergoing treatment: A systematic review. Crit Rev Oncol Hematology. 2018 Jan;121:90-100. doi: 10.1016/j.critrevonc.2017.11.002. Epub 2017 Nov 7.

- [11]. Jung M,et.al. Physical Therapy for Chemotherapy-induced Peripheral Neuropathy in Pediatric Oncology.KlinPadiatr. 2016 Nov;228(6-07):313-318. Epub 2016 Nov 15.
- [12]. Daniel G. Drury,et.al. Treatment strategies for chemotherapy-induced peripheral neuropathy: potential role of exercise, 08 April2010.
- [13]. Postma T.J, Heimans J.J, Muller M.J, et al. Pitfalls in grading severity of chemotherapy-induced peripheral neuropathy. Ann Oncol. 1998;9:739-744.
- [14]. Wampler M.A, Miaskowski C, Hamel K, et al. The Modified TotalNeuropathy Score: A Clinically Feasible and Valid Measure of Taxane-Induced Peripheral Neuropathy in Women with Breast Cancer J Support Oncol. 2006;4(8):W9-W16.
- [15]. Visovsky C, Collins M, Abbott L, Aschenbrenner J, Hart C. et. al. Putting Evidence into Practice: Evidence-Based Interventions for Chemotherapy-InducedPeripheral Neuropathy. CJON. 2007;11(6):901-913.
- [16]. Fuller G.et.al. Neurological Examination Made Easy. Third Edition.Gloucester, England. Churchill Livingstone. 2004.
- [17]. La Porto F, Caselli S, Susassi S, et al. Is the Berg Balance Scale aninternally valid and reliable measure of balance across different aetiologies inneurorehabilitation? A revisited Rasch analysis study. Arch Phys Med Rehabil. 2012;93(7):1209–16.
- [18]. Windebank AJ, Grisold W. et.al. Chemotherapy-induced neuropathy. J PeripherNervSyst.2008; 13(1):27-46.
- [19]. Seretny M, Currie GL, Sena ES, et al. Incidence, prevalence, and predictors ofchemotherapy-induced peripheral neuropathy: A systematic review and meta-analysis. Pain.2014;155(12):2461-2470.
- [20]. Lipton RB, Apfel SC, Dutcher JP, et al. Taxol produces a predominantly sensoryneuropathy. Neurology.1989;39(3):368-373.
- [21]. Van Gerven JM, Moll JW, van den Bent MJ, et al. Paclitaxel (Taxol) induces cumulativemild neurotoxicity. Eur J Cancer. 1994; 30A (8):1074-1077.
- [22]. Chaudhry V, Chaudhry M, Crawford TO, Simmons-O'Brien E, Griffin JWet.al.. Toxicneuropathy in patients with pre-existing neuropathy. Neurology.2003; 60(2):337-340.
- [23]. Khan RB, Hudson MM, Ledet DS, et al. Neurologic morbidity and quality of life insurvivors of childhood acute lymphoblastic leukemia: a prospective cross-sectional study.Journal of cancer survivorship: research and practice. 2014;8(4):688-696.
- [24].Boltz K.et.al. Persistent Chemotherapy-induced Peripheral Neuropathy Symptoms Increase. Risk of fall and Altered Gait. 2016; Data presented at 2016 Survivorship SymposiumFrom a study completed by Kerri M. Winters-Stone. Available at:<http://www.oncologynurseadvisor.com/chemotherapy/persistent-chemotherapy-inducedperipheral-neuropathy-increase-risk-of-falls/article/466179>. Accessed February 7, 2016

#### How to cite this article:

Nilesh Andhare, Ujwal. L. Yeole, Aditi .S. Malusare. EFFECT OF PROPRIOCEPTIVE TRAINING ON BALANCE IN CANCER PATIENTS WITH CHEMOTHERAPY INDUCED PERIPHERAL NEUROPATHY. Int J Physiother Res 2019;7(1):2976-2979. DOI: 10.16965/ijpr.2018.196